


SCENERY BUMPERS

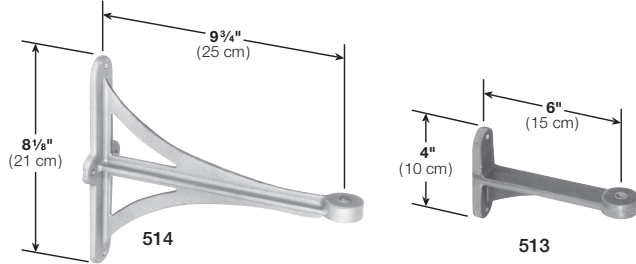
Scenery bumpers, when mounted to a batten pipe, prevent anything mounted on the batten from interfering with scenery or curtains when the batten is raised or lowered. Black epoxy sandtex, electrostatic application.



Catalog No. Description
507 18" Diameter w/510 Pipe Clamp

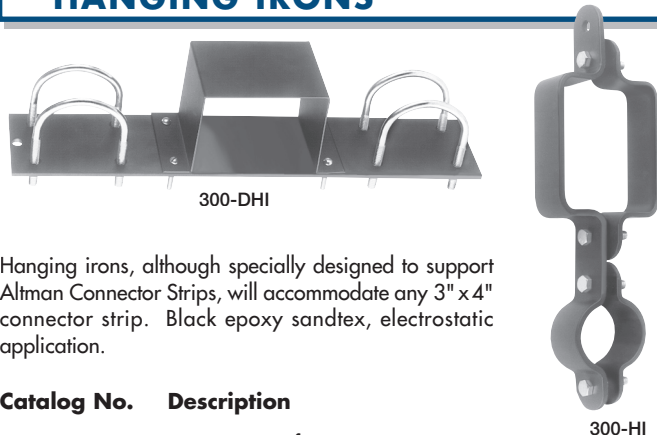
WALL BRACKETS

Wall brackets are designed for attaching fixtures to scenery or other sturdy vertical structures. They are provided with a 1/2"-13 attachment bolt with washers. Textured aluminum finish.



Catalog No. Description
513 Large Cast Aluminum w/Four 1/4" Wall Mounting Holes
514 Small Cast Aluminum w/Two 1/4" Wall Mounting Holes

HANGING IRONS

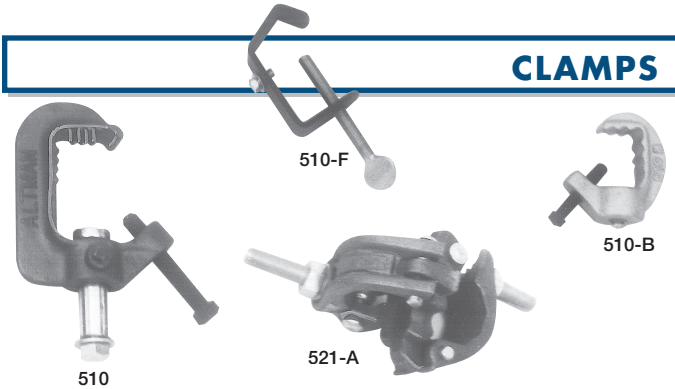


Hanging irons, although specially designed to support Altman Connector Strips, will accommodate any 3" x 4" connector strip. Black epoxy sandtex, electrostatic application.

Catalog No. Description
300-HI Hanging Iron for 3" x 4" connector strips (pipe mounts below)
300-DHI Double Hanging Iron for 3" x 4" Connector Strips (pipe mounts above & below)

Specifications subject to change without notice

CLAMPS



Pipe clamps, or "C-clamps" are used for attaching stage luminaires or other equipment to pipe or tubular truss. The 510-2, the 521-A, and the 521-S clamps are designed specifically for securing one pipe to another. The 529 clamp is used to attach large diameter stage cable to a pipe.

Catalog No. Description
510 Malleable Iron: for 3/4" to 1 1/2" Pipe
 Includes 1/2"-13 Fixture Attachment Bolt
510-L 510 Pipe Clamp w/Long Fixture Attachment Bolt
510-HD Heavy Duty Malleable Iron: for 1/2" to 2" Pipe
 Includes 1/2"-13 Fixture Attachment Bolt
510-HDL 510-HD Pipe Clamp w/Long Fixture Attachment Bolt
510-F Light Duty Flat Steel: for 1/4" to 1 1/2" Pipe
 Includes 1/4"-20 Fixture Attachment Bolt
510-2 Double 510 Pipe Clamps. Two clamps secured Back-to-Back to a Common Stud
521-A Right Angle Clamp: for 1 1/4" to 1 1/2" Pipes
521-S Multiple Angle Swiveling Clamp: for 1 1/4" to 1 1/2" Pipes
529 Cast Aluminum: for 3/4" to 1 3/4" Cable and 1" to 1 1/2" Pipe

STANDARD PIPE DIMENSIONS

Nominal Pipe Size	1/2"	3/4"	1"	1 1/4"	1 1/2"	2"
Outside Diameter	.84	1.05	1.32	1.66	1.90	2.375
Inside Diameter	.62	.82	1.05	1.38	1.61	2.067

CABLE CRADLES


Cable cradles are used to support heavy stage cable from a batten pipe, while simultaneously preventing the cable from entering horizontal sight lines from the house, or audience area, to the stage. Textured aluminum finish.



Catalog No. Description
512 Cast Aluminum: for 3/4" to 1 1/4" Cable
512-L Large Cast Aluminum: for 1 1/4" to 2 1/4" Cable

STANDS, CROSSBARS & TEES

Adjustable Stands are used to support lighting fixtures or other equipment from the floor. When a crossbar is added to the top of a stand, the combination becomes a light tree which will allow for the mounting of two or more fixtures, depending on the crossbar used. The sliding tees can be set anywhere on the crossbar, and allow for the attachment of the fixtures to the crossbar. All stands mentioned telescope to allow for variable height adjustment. All items are finished in baked black enamel.



Catalog No.	Description
524-18	Adjustable 5' to 9' Telescoping w/B-18 Base
525-18	Adjustable 3' to 5' Telescoping w/B-18 Base
526/3-5	Adjustable 3' to 5' Telescoping w/B-3-CB Base
526/5-9	Adjustable 5' to 9' Telescoping w/B-3-CB Base
CROSS-18-2	18" w/ Two Sliding Tees (w/ 1/2"-13 bolt & washer)

Longer lengths available in 6" increments. To order longer lengths, substitute the number of inches for "-18" (60" max.).

Additional Tees (w/bolt & washer) available. To order, substitute the number of sliding tees (w/bolt & washer) desired for "-2".

TEE	Cast Iron Sliding Tee for 1/2" Pipe Includes 1/2" -13 Fixture Attachment Bolt
------------	--

STAGEHAND WRENCH

The stagehand wrench accommodates the most commonly used bolt heads and T-handles found on theatrical luminaires and equipment.



Catalog No.	Description
WRENCH	Altman Multi-purpose Stagehand Wrench

BASES

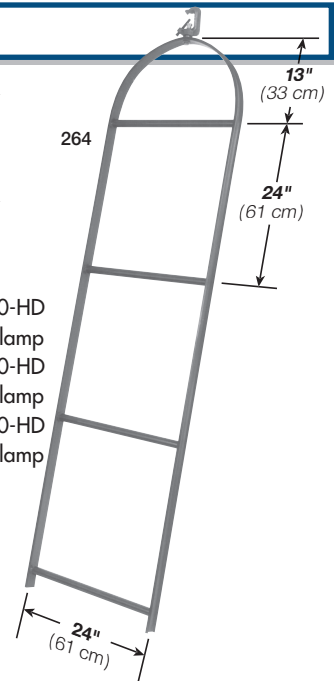


Bases are generally used in conjunction with standard iron pipe to create a variety of stands or supports. The B-10 base is generally used without pipe, that is, a fixture is directly mounted to the base. Bases may also be used as weights or counterweights. All items are finished in baked black enamel.

Catalog No.	Description
B-50	50 lbs. 22 3/8" Dia. Cast Iron, Threaded for 1 1/2" Pipe
B-18	25 lbs. 18" Dia. Cast Iron, Threaded for 1" Pipe
B-3-CB	3 Legged w/Casters, Threaded for 1 1/4" Pipe
B-10	8 lbs. 10" Dia. Cast Iron, w/ 1/2" -13 Attachment Bolt

LIGHT LADDERS

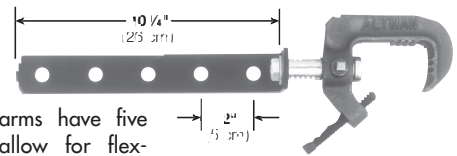
Ladders are constructed of steel bar stock channel stringers welded to schedule 40 steel pipe rungs. They are used to hang a group of luminaires from a single heavy duty pipe clamp. Baked black enamel finish.



Catalog No.	Description
262	2 Rung Ladder w/510-HD Heavy Duty Pipe Clamp
263	3 Rung Ladder w/510-HD Heavy Duty Pipe Clamp
264	4 Rung Ladder w/510-HD Heavy Duty Pipe Clamp

HANGING ARMS

Supplied in pairs, hanging arms are used to attach borderlights no longer than 10' in length to batten pipes. Altman hanging arms have five holes spaced 2" apart to allow for flexibility in mounting borderlights. Black epoxy, electrostatic application finish.



Catalog No.	Description
508	10" 5-Position w/510 Pipe Clamp, pair

Specifications subject to change without notice