






Troubleshooting

HMI® / HTI® / HSR® / HSD® / VIP® - lamps

There are a number of reasons why a lamp may not give satisfactory performance. The following may help you to locate and correct the more common problems that can cause failure, and ensure longer life for the replacement lamp.

	Symptom	Fault	Remedy
	1. Connector base discolored	Connector base overheated above 230°C due to: - Faulty electrical connection - Improper lamp cooling - Improper operating current	Check electrical connections and cooling conditions: - Tighten or replace - Check operating current - Check cooling system (forced or convection)
	2. Cement blackened, cable tarnished	Connector base overheated; improper lamp cooling	Check electrical connections and cooling conditions
	3. Devitrifications and bulb deformation	Aging of the bulb; Lamp has reached or exceeded the nominal life time	Lamp change, replacement
	4. Devitrifications and bulb deformation	Burned-in dirt on the outer bulb surface	Before using lamp clean quartz bulb with a lint-free cloth.
	5. Current bar or reflector lamp tarnished	Improper cooling at front side of reflector	Check cooling conditions (forced or convection)

Display/Optic Laboratory
OSRAM SYLVANIA
c/o Danzas AEI □
8470 Gran Vista Street
El Paso, TX 79907
Phone: 915-775-2939
Fax: 915-775-2924 □

Ordering Code: FO176 R1 January 2007

□

SEE THE WORLD IN A NEW LIGHT

