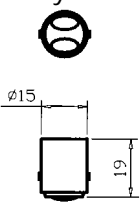
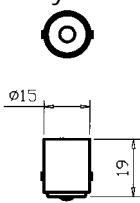



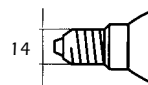

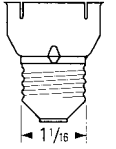
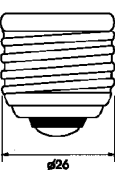
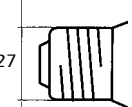
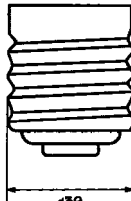
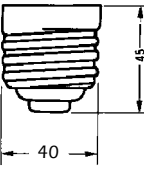

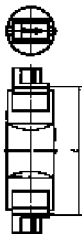

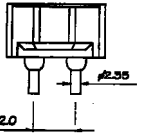
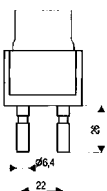
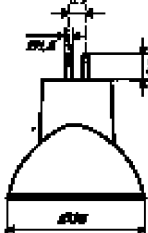
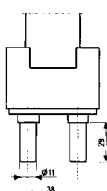

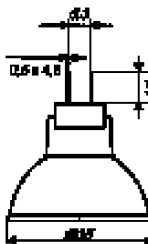
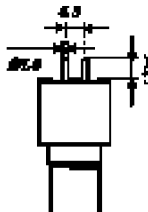
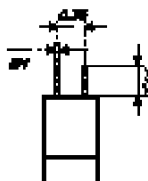
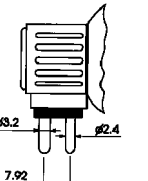
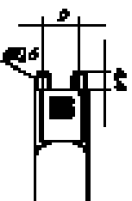
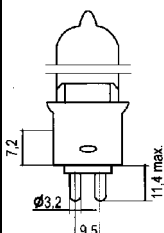
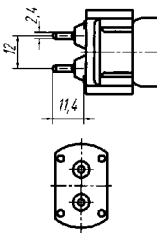
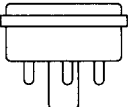

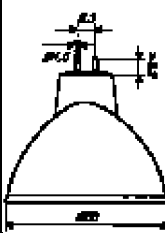
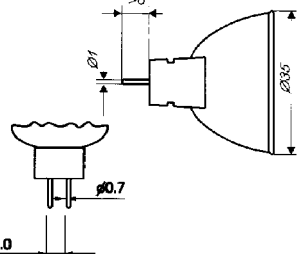
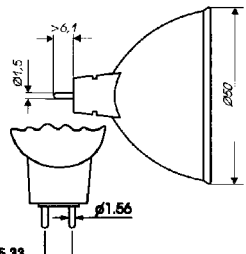
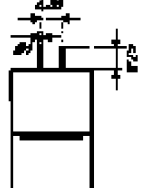
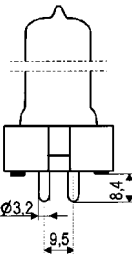
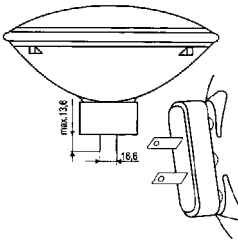
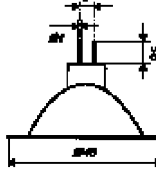
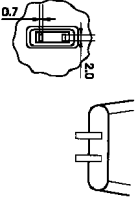
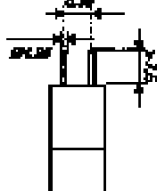


# Lamp Bases

<b>BA15d</b> Double Contact Bayonet 	<b>BA15s</b> Single Contact Bayonet 	<b>E10</b> Mini Screw 	<b>E11</b> Mini Candelabra 	<b>E12</b> Candelabra Screw 	<b>E14</b> 	<b>E17</b> Intermediate 	<b>E26</b> 50 x 30 Medium Skirt 
<b>E26</b> Medium Screw 	<b>E27</b> Euro. Medium Screw 	<b>E39</b> Mogul Screw 	<b>E40</b> Euro. Mogul Screw 	<b>FaX 1.5</b> 	<b>Fc2</b> 	<b>Ferrule Contact</b> 	<b>G12</b> Bi-Pin 
<b>G22</b> Medium Bi Post 	<b>G3.9</b> 	<b>G38</b> Mogul Bi Post 	<b>G4</b> 	<b>G5.3-4.8</b> 	<b>G5.3</b> 	<b>G6.35</b> 	<b>G7.9 GX7.9</b> 2 Pin Vented G7.9-Std.volts GX7.9-Low volts 
<b>G9</b> 	<b>G9.5</b> Medium 2-Pin 	<b>G12</b> 	<b>G17q GX17q</b> 2 Pin Vented G17q-Std.volts GX17q-Low volts 	<b>GU-7</b> Turn and Lock 	<b>GX5.3</b> 	<b>GU4</b> 	
<b>GU5.3</b> 	<b>GX6.35</b> 	<b>GX9.5</b> 	<b>GX16d</b> 	<b>GY4</b> 	<b>GY5.3</b> Oval BiPin 	<b>GY6.35</b> 	

Specifications are subject to change without notice.

# Lamp Bases

Pictures are not to scale.

